

KARNATAKA GRAMIN BANK

HEAD OFFICE : BALLARI

BALANCE SHEET AS AT 31.03.2023


BANK AS A WHOLE


(Rupees in Thousands)


Particulars	Schedule No.	31.03.2023	31.03.2022
LIABILITIES			
Capital	1	1176382	1176382
Reserves	2	20083591	20007996
Deposits	3	339051505	317879104
Borrowings	4	55000999	50764639
Other Liabilities and Provisions	5	14257408	10283745
TOTAL		429569885	400111866
ASSETS			
Cash & Balances with RBI	6	18465309	13492136
Balance with Banks and Money at Call and Short Notice	7	22883256	19303644
Investments	8	119277712	130802267
Advances (Net)	9	257312729	226440774
Fixed Assets	10	1030382	957870
Other Assets	11	10600497	9115175
TOTAL		429569885	400111866
Contingent Liabilities	12	2731580	2231796
Bills for Collection		318184	384651
Significant Accounting Policies	17	Appended	
Notes on Accounts	18		

Place: BALLARI

Date : 24.05.2023


MAHESH M
ASST. MANAGER



K N RAMAMURTHY
SENIOR MANAGER

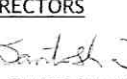

ANIL KUMAR V
CHIEF MANAGER



BHAGYAREKHA S K
GENERAL MANAGER

DIRECTORS


P GOPI KRISHNA
GENERAL MANAGER
CANARA BANK
CO, BENGALURU



K A SINDHU
GENERAL MANAGER
CANARA BANK
HO, BENGALURU


SANTOSH TRIVEDI
ASST. GENERAL MANAGER
RBI, RO,
BENGALURU


SANDEEP DHARKAR
DEPUTY GENERAL MANAGER
NABARD, RO,
BENGALURU


MOHAMMED IKRUMULLA SHARIFF, IAS
DEPUTY SECRETARY-3, GOK
BENGALURU

RAHUL SHARANAPPA SANKANUR, IAS
CHIEF EXECUTIVE OFFICER, ZP, GOK
BALLARI


G R DILLI BABU
CHAIRMAN



As per report of even date
For M/S YCRJ & ASSOCIATES
CHARTERED ACCOUNTANTS
(FR No.006927S)


CA Yashavantha Khanderi
Partner (M No.029066)



UPIN: 23029066367 SEON 5042

KARNATAKA GRAMIN BANK

HEAD OFFICE : BALLARI

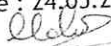
PROFIT & LOSS ACCOUNT FOR THE PERIOD
ENDED 31.03.2023 BANK AS A WHOLE


(Rupees in Thousands)


Particulars	Schedule No.	31.03.2023	31.03.2022
INCOME:			
Interest Earned	13	32472848	31032842
Other Income	14	4767783	5570713
TOTAL		37240631	36603555
EXPENDITURE:			
Interest Expended	15	17295963	16354622
Operating Expenses	16	11867460	11655068
TOTAL		29163423	28009690
Provisions & Contingencies	16A	8148262	8512765
TOTAL Expenditure		37311685	36522455
Net Profit/(Loss) before Tax		(71054)	81100
Add: Deferred Tax		15920	544225
Add: Reversal of Income Tax prov. Pre-FY		148391	0
Less: Tax arrears paid		17662	37636
Less: Provision for Income Tax for the year		0	113013
Net Profit/(Loss) After Tax		75595	474676
Amount withdrawn from IFR		0	0
Profit After Tax available for appropriation		75595	474676
APPROPRIATIONS:			
Statutory Reserve		15119	94935
Capital Reserve		14436	0
Reserve for Long Term Finance		30000	100000
Investment Fluctuation Reserve		0	100000
General Reserve		15119	94935
Balance of Profit Carried Over to Balance Sheet		921	84806
Total		75595	474676


Place: BALLARI

Date : 24.05.2023


MAHESH M
ASST. MANAGER

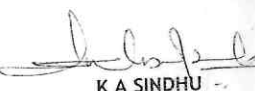

K N RAMAMURTHY
SENIOR MANAGER



ANIL KUMAR V
CHIEF MANAGER



BHAGYAREKHA S K
GENERAL MANAGER

DIRECTORS


P GOPI KRISHNA
GENERAL MANAGER
CANARA BANK
CO, BENGALURU



K A SINDHU
GENERAL MANAGER
CANARA BANK
HO, BENGALURU


SANTOSH TRIVEDI
ASST. GENERAL MANAGER
RBI, RO,
BENGALURU


SANDEEP DHARKAR
DEPUTY GENERAL MANAGER
NABARD RO,
BENGALURU

MOHAMMEED IKRUMULLA SHARIFF, IAS
DEPUTY SECRETARY-3, GOK
GOK, BENGALURU

RAHUL SHARANAPPA SANKANUR, IAS
CHIEF EXECUTIVE OFFICER, ZP, GOK
BALLARI


G R DILLI BABU
CHAIRMAN

As per report of even date
For M/S YCRJ & ASSOCIATES
CHARTERED ACCOUNTANTS
(FR No.006927S)

CA Yashayantha Khanderi
Partner (M No.029066)

UDIN : 23029066B6SEOW5048



KARNATAKA GRAMIN BANK H.O. BALLARI
SCHEDULES FORMING PART OF FINANCIAL STATEMENT AS AT 31.03.2023

SCHEDULE-1
CAPITAL

(Rupees in Thousands)

	31.03.2023	31.03.2022
Authorised Capital (2000000000 shares of Rs 10 each)	20000000	20000000
Issued Capital (117638200 Shares of Rs 10 each)	1176382	1176382
TOTAL	1176382	1176382

SCHEDULE-2
RESERVES

(Rupees in Thousands)

	31.03.2023	31.03.2022
1. STATUTORY RESERVE		
i) Opening Balance	7194157	7099222
ii) Additions during the year	15119	94935
TOTAL (i+ii)	7209276	7194157
2. CAPITAL RESERVE		
i) Opening Balance	420718	420718
ii) Additions during the year	14436	0
iii) Deductions during the year	0	0
TOTAL (i+ii-iii)	435154	420718
3. RESERVE FOR LONG TERM FINANCE		
i) Opening Balance	1812969	1712969
ii) Additions during the year	30000	100000
iii) Deductions during the year	0	0
TOTAL (i+ii-iii)	1842969	1812969
4. REVENUE AND OTHER RESERVES		
a) Investment Fluctuation Reserve		
i) Opening Balance	1779826	1679826
ii) Additions during the year	0	100000
iii) Deductions during the year	0	0
TOTAL (i+ii-iii)	1779826	1779826
b) General Reserve		
i) Opening Balance	7463902	7368967
ii) Additions during the year	15119	94935
iii) Deductions during the year	0	0
TOTAL (i+ii-iii)	7479021	7463902
5. BALANCE IN PROFIT & LOSS ACCOUNT		
i) Opening Balance	1336424	1251618
ii) Additions during the year - Profit/Loss	921	84806
iii) Deductions during the year	0	0
TOTAL (i+ii-iii)	1337345	1336424
GRAND TOTAL {1+2+3+4(a+b+c)+5}	20083591	20007996



SCHEDULE-3 DEPOSITS

(Rupees in Thousands)

	31.03.2023	31.03.2022
A. I. Demand Deposits	9231572	8612420
i. From Banks	432119	355281
ii. From Others	8799453	8257139
II. Savings Bank Deposits	130777808	119042411
III. Term Deposits	199042125	190224273
i. From Banks	6847925	20435013
ii. From Others	192194200	169789260
TOTAL (I+II+III)	339051505	317879104
B. I. Deposits of Branches in India.	339051505	317879104
II. Deposits of Branches outside India	0	0
TOTAL	339051505	317879104

SCHEDULE-4 BORROWINGS

(Rupees in Thousands)

	31.03.2023	31.03.2022
I Borrowings in India		
i. Reserve Bank of India	0	0
ii. Others Banks		
a. Canara Bank	0	0
b. NABARD	53711212	49026926
c. Others [NSCF & DC and Mudra]	1289787	1737713
TOTAL	55000999	50764639

SCHEDULE-5 OTHER LIABILITIES AND PROVISIONS

(Rupees in Thousands)

	31.03.2023	31.03.2022
I. Bills Payable	296047	537822
II. Inter Branch Adjustments (Net)	1723	0
III. Interest Accrued.	1491317	1371204
IV. Others (Including provisions)	12468321	8374719
TOTAL	14257408	10283745



SCHEDULE-6
CASH AND BALANCE WITH RBI

(Rupees in Thousands)

	31.03.2023	31.03.2022
I. Cash in Hand/ATM	2618621	2211537
II. Balance with Reserve Bank of India		
i. In Current Accounts	15846688	11280599
ii. In Other Accounts-SDF Balance	0	0
TOTAL	18465309	13492136

SCHEDULE-7
BALANCE WITH BANKS / MONEY AT CALL AND SHORT NOTICE

(Rupees in Thousands)

	31.03.2023	31.03.2022
I. In INDIA		
1. Balance with Banks		
a) In Current Accounts	464687	898644
b) In other Deposits Accounts	22418569	18405000
2. MONEY AT CALL & SHORT NOTICE		
a) With Banks	0	0
b) With other Institutions	0	0
TOTAL	22883256	19303644

SCHEDULE-8
INVESTMENTS

(Rupees in Thousands)

	31.03.2023	31.03.2022
I INVESTMENTS IN INDIA		
i. Government Securities	121483951	132058326
ii. Other approved securities		
iii. Shares	8836	8836
iv. Debentures and Bonds	1267785	1587785
v. Subsidiaries and/or Joint Ventures	0	0
vi. Others - Mutual Funds	57497	79997
Total:	122818069	133734944
II. INVESTMENTS OUTSIDE INDIA	0	0
Grand Total (I+II)	122818069	133734944
Less: Aggregate depreciation for Investment	3540357	2932677
TOTAL (NET)	119277712	130802267



**SCHEDULE-9
ADVANCES**

(Rupees in Thousands)

	31.03.2023	31.03.2022
A. i. Bills Purchased and Discounted	2244	2362
ii. Cash Credits, Overdrafts and Loans repayable on Demand	123396891	111218404
iii. Term Loans	133913594	126220008
TOTAL	257312729	237440774
Less: Inter Bank Participation Certificate (IBPC)	0	11000000
Add: Inter Bank Participation Certificate (IBPC)	0	0
NET ADVANCES	257312729	226440774
B. i. Secured by Tangible Assets Covered by Banks / Govt. Guarantee	205970378	193984526
ii. Unsecured	51342351	43456248
TOTAL	257312729	237440774
Less: Inter Bank Participation Certificate (IBPC)	0	11000000
Add: Inter Bank Participation Certificate (IBPC)	0	0
NET ADVANCES	257312729	226440774
C. ADVANCES IN INDIA		
1. Priority Sector	237291125	218278375
Less: Inter Bank Participation Certificate (IBPC)	0	11000000
NET ADVANCES	237291125	207278375
2. Public Sector	0	0
3. Banks	0	0
4. Others	20021604	19162399
Add: Inter Bank Participation Certificate (IBPC)	0	0
NET ADVANCES	257312729	226440774
TOTAL ADVANCES (NET)	257312729	226440774



**SCHEDULE-10
FIXED ASSETS**

(Rupees in Thousands)

	31.03.2023	31.03.2022
I. LAND		
At cost as on 31st Mar of the preceding year	18150	18150
Additions during the period	0	0
Deductions to date	0	0
TOTAL (NET)	18150	18150
II. LEASED ASSETS		
At cost as on 31st Mar of the preceding year	25926	25926
Additions during the period	0	0
Deductions during the period	0	0
TOTAL	25926	25926
Depreciation to date	7154	5699
TOTAL (NET)	18772	20227
III. PREMISES		
At cost as on 31st Mar of the preceding year	82021	82021
Additions during the period	0	0
Deductions during the period	0	0
TOTAL	82021	82021
Depreciation to date	48727	46486
TOTAL (NET)	33294	35535
IV. OTHER FIXED ASSETS (Including Furniture & Fixtures)		
At cost as on 31st Mar of the preceding year	2962250	2613750
Additions during the period	304919	350389
Deductions during the period	29581	1889
TOTAL	3237588	2962250
Depreciation to date	2277422	2078292
TOTAL (NET)	960166	883958
TOTAL (I+II+III+IV)	1030382	957870



**SCHEDULE-11
OTHER ASSETS**

(Rupees in Thousands)

	31.03.2023	31.03.2022
1. Inter-office adjustments (Net)	0	5282
2. Interest Accrued	3480086	2950683
3. Tax Paid in Advance	1308324	2168265
4. Stationery and Stamps	39483	32912
5. Non-Banking Assets Acquired in Satisfaction of Claims	0	0
6. Others	5772604	3958033
TOTAL	10600497	9115175

**SCHEDULE-12
CONTINGENT LIABILITIES**

(Rupees in Thousands)

	31.03.2023	31.03.2022
I. Claims against the Bank not acknowledged as debts	0	0
II. Liability for partly paid Investments.	0	0
III. Liability on account of Outstanding Forward Exchange Contracts.	0	0
IV. Guarantees Given on behalf of Constituents	0	0
a. In India.	523897	487966
b. Outside India.	0	0
V. Acceptances, Endorsements and Other obligations	0	0
VI. Other Items for which the Bank is Contingently liable	2207683	1743830
TOTAL	2731580	2231796

**SCHEDULE-13
INTEREST EARNED**

(Rupees in Thousands)

	31.03.2023	31.03.2022
I. Interest / Discount on Advances / Bills	23191420	22108082
II. Income on Investments	8215746	7867452
III. Interest on Bankers Balances	0	0
a) RBI & Other Inter-Bank Funds	1065682	1057308
b) On Fixed Deposits	0	0
IV. Others	32472848	31032842
TOTAL		



**SCHEDULE-14
OTHER INCOME**

(Rupees in Thousands)

	31.03.2023	31.03.2022
I. Commission, Exchange and Brokerage	21432	20304
II. Profit on Sale of Investment	67145	720367
Less: Loss on sale of investment	0	0
III. Profit on revaluation of investment	0	0
Less: Loss on revaluation of investment	0	0
IV. Profit on sale of Land, Buildings & Other Assets	0	1983
Less: Loss: on sale of Land, Buildings & Other Assets	0	0
V. Income earned by way of dividends	74	9
III. Miscellaneous Income	4679132	4828050
1. Evaluation Fee Collected	265554	208669
2. Service Charges	193083	196151
3. Write off Recovery	72238	62261
4. Other Receipts *	4148257	4360969
TOTAL	4767783	5570713
* Includes profit on PSLC and	2113500	2590600
Interest on Income Tax refund	63305	

**SCHEDULE-15
INTEREST EXPENDED**

(Rupees in Thousands)

	31.03.2023	31.03.2022
I. Interest expended on Deposits	14273925	13843163
II. Interest on Reserve Bank of India / Inter-Bank borrowings	3022038	2511459
III. Others	0	0
TOTAL	17295963	16354622

**SCHEDULE-16
OPERATING EXPENSES**

(Rupees in Thousands)

	31.03.2023	31.03.2022
I. Payment to & Provisions for Employees	8069102	8003175
II. Rent, Taxes & Lighting	414811	394242
III. Printing & Stationery	44605	33061
IV. Advertisement & Publicity	5971	2330
V. Depreciation on Bank's Property	225916	228012
VI. Directors' Fees, Allowances & Expenses	0	0
VII. Auditors' fees and expenses	11740	10053
VIII. Law Charges	78513	59757
IX. Postage, telephone, telegram etc.,	15909	11364
X. Repairs & Maintenance	15416	14817
XI. Insurance	310043	280904
XII. Other Expenditure *	2675434	2617353
TOTAL	11867460	11655068
* includes FI expenditure	1058205	1006359



SCHEDULE-16A
PROVISIONS AND CONTINGENCIES

(Rupees in Thousands)

	31.03.2023	31.03.2022
Provisions for Standard Assets	-223654	-182582
Provision for Bad and doubtful debts	4080261	6016507
Provisions for Depreciation on Investments	1375256	2035470
Other provisions	2916399	643370
TOTAL	8148262	8512765

DETAILS OF OTHER PROVISIONS

1. Provision for Pension	2824100	580000
2. Provision for Frauds	23119	3570
3.Prov. For PL Encashment	0	59800
4.Provision for Dacoity	69180	0
TOTAL	2916399	643370

